

# 亨德森遠見 環球科技 基金

基金資料截至2012年3月30日

## 類別

盧森堡SICAV子基金

## 基金經理

Stuart O'Gorman  
Ian Warmerdam

## 成立日期

1996年10月16日

## 基本貨幣

美元

## 基準

摩根士丹利世界資訊技術指數

## 最低投資額

2,500美元  
2,500歐元  
2,500英鎊

## 基金規模

18.5億美元

## 持股總數

69

## 資產淨值(美元)

A1 (分派): 38.68  
A2 (累計): 38.68

## 本年度至今最高/

## 最低資產淨值(美元)

A1 (分派): 39.03/32.19  
A2 (累計): 39.03/32.19

## 最近派息

不適用

## 買賣次數

每日

## 代號 A2 (累計)

國際證券代號: LU0070992663

彭博社: HENGLTI LX

路透社: 007099266X.LU

德國WKN代號: 989234

瑞士Valor代號: CH539377

## 評級

標準普爾: Gold

晨星: ★★★★★

## 資產淨值報表刊載於:

- 南華早報
- 香港經濟日報

## 費用

管理費: 1.2%

表現費: 超額回報之20%,  
詳情請參閱招股書

首次認購費: 5%

## 投資前, 應考慮的主要投資風險:

- 本基金的投資會蒙受科技和技術類行業的特定風險及全球的經濟、政治、監管和社會發展變化等不同程度的風險。
- 相對於採取多元化投資政策的基金, 基金可將大部份資產投資於單一國家的公司股份(包括新興市場, 例如: 中國), 故可能涉及較高的集中投資及市場波幅風險, 及包括投資新興市場內的公司股票其流動性可能較差等風險。
- 基金投資涉及不同程度的投資風險(例如市場、法律、金融、利率、貨幣等風險)。在極端的市場環境下, 投資者可能損失全數的投資本金。

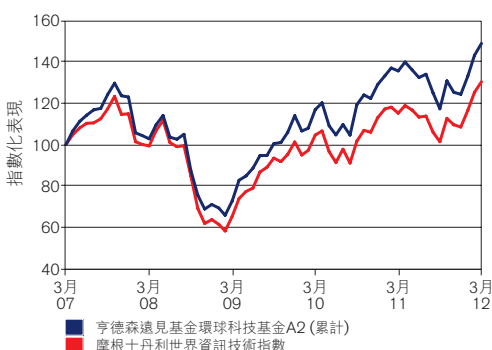
註: 投資者不應單純依據銷售資料而作出投資決定。建議投資者應參閱基金章程和銷售文件, 以獲取基金投資風險的進一步詳情。

## 關於本基金

環球科技基金的投資目標是投資於技術類公司的全球多樣化投資組合中, 以尋求長期的資本增值。該基金的目的是有效利用國際市場趨勢。該基金採用分散地理區域的方式, 以廣泛的資產分配進行經營。該基金沒有特定可以或必須投資的地理區域, 或者單個國家的金額限制。該基金的貨幣為美元。

## 累計表現(以美元計)

五年累計表現圖



資料來源: 截止12年3月30日, ©2012晨星, 保留所有權利。買入價對買入價計算, 總收益再作投資。

往績表現並不預示基金未來表現。

累計表現%	A1 (分派)	A2 (累計)	指數
一個月	4.1	4.1	4.2
本年度至今	19.8	19.8	20.2
一年	9.8	9.8	13.2
五年	49.3	48.9	30.4
自成立以來*	75.7	307.2	171.2

非累計表現% (每年回報)	A1 (分派)	A2 (累計)	指數
2011	-3.7	-3.7	-4.1
2010	13.3	13.3	11.7
2009	60.7	60.3	58.7
2008	-42.2	-42.2	-44.5
2007	22.6	22.6	13.9

\*A1 (分派) 類股份於2005年1月3日發行

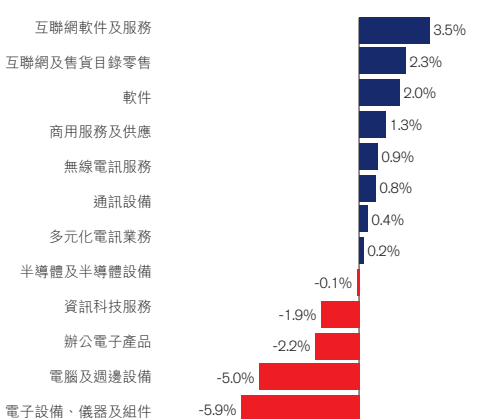
## 十大投資持股

Apple	9.6
Microsoft	6.4
Google	6.0
IBM	5.3
Samsung Electronics	4.6
Intel	4.2
Cisco Systems	4.1
Qualcomm	3.7
Oracle	2.9
EMC Corporation	2.8

## 十大投資國家

美國	78.5
南韓	4.6
德國	3.7
台灣	3.7
英國	2.2
荷蘭	1.1
日本	1.0
瑞典	0.6
法國	0.3
其他	0.5
現金	3.8

## (%) 相對基準行業分佈的比較




詳情請瀏覽我們的網站  
www.henderson.com/hk

## 重要資料

- 本文所載資料未經證監會審核。投資者應參閱香港說明文件/招股章程後, 才決定是否投資於有關基金的單位, 文件副本可向香港代表辦事處(加皇達亞信託香港有限公司, 電話: +852 2978 5793)或參與分銷商辦事處索取。
- 基金單位的價值及收益可跌可升。過去表現或任何預測, 未必代表基金將來或有可能達致的表現。基金的投資及回報, 並非亨德森全球投資或其任何附屬機構或指定經銷商所提供的責任、存款、保證或擔保。
- 本文僅供參考用途, 不應被視作對有關基金的要約或買賣建議。亨德森全球投資及其僱員不會就本文所載資料及意見的準確性、有效性或完整性, 作出或發出任何明示或暗示的陳述或保證。除非另外說明, 否則一切資料均由亨德森全球投資提供。

刊發日期: 2012年4月

刊發人: 亨德森全球投資(香港)有限公司, 電話: +852 2905 5188



**Henderson**  
GLOBAL INVESTORS

# Henderson Horizon Global Technology Fund

## Fund facts at 30 March 2012

### Structure

Sub-Fund of Luxembourg SICAV

### Fund managers

Stuart O'Gorman  
Ian Warmerdam

### Launch date

16 October 1996

### Base currency

USD

### Benchmark

MSCI All Countries World  
Information Technology Index

### Minimum investment

US\$ 2,500

€ 2,500

GBP 1,500

### Fund size

\$1.85bn

### No of holdings

69

### NAV (USD)

A1 (Div): 38.68

A2 (Acc): 38.68

### YTD High/Low NAV (USD)

A1 (Div): 39.03/32.19

A2 (Acc): 39.03/32.19

### Last dividend

n/a

### Trading Frequency

Daily

### A2 (Acc) Codes

ISIN: LU0070992663

Bloomberg: HENGLTI LX

Reuters: 007099266X.LU

WKN: 989234

Valor Code: CH539377

### Ratings

Standard & Poor's: Gold

Morningstar rating: ★★★★★

### Published NAV:

• South China Morning Post

• Hong Kong Economic Times

### Fee

Management Fee: 1.2%

Performance Fee: 20% with High

Water Mark principle, please refer

to the prospectus for details

Initial Charge: 5%

**For further information please  
visit our website at**

[www.henderson.com/hk](http://www.henderson.com/hk)

## Key investment risks to be considered before investing

- Investments in the Fund are exposed to technology sector-specific risks and varying degree of risks to economic, political, regulatory and social development changes globally.
- The Fund may invest substantial sum of its assets in companies located in a single country (including emerging market, eg. China) and may involve a higher concentration of risk and market volatility, including liquidity risks for investments in emerging markets, than funds investing in developed markets and following a more diversified policy.
- Investments in the Fund involve varying degree of investment risks (eg. market, legal, financial, interest rate, currency, etc). In extreme market conditions, you may lose your entire investment in the Fund.

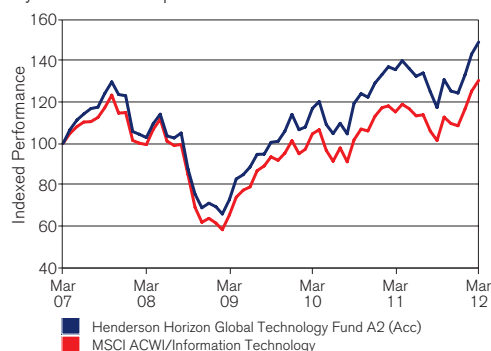
**Note:** Investors should not only base on marketing material alone to make investment decisions. Investors are advised to read the Prospectus and Offering Document of the Fund for more details of the investment risks.

## About the fund

The investment objective of the Global Technology Fund is to seek long term capital appreciation by investing in a globally diversified portfolio of technology related companies. The Fund aims to take advantage of market trends internationally. The Fund takes a geographically diversified approach and operates within broad asset allocation ranges. There are no specified limits on the amounts that the Fund can or must invest in any geographical region or single country. The Fund is denominated in US\$.

## Performance in USD

5 years cumulative performance chart



Source: at 30 Mar 12. © 2012 Morningstar. All Rights Reserved, on a bid to bid basis, with gross income reinvested.

**Past performance is not a guide to future performance.**

Cumulative performance % change	A1 (Div)	A2 (Acc)	Index
1 month	4.1	4.1	4.2
YTD	19.8	19.8	20.2
1 year	9.8	9.8	13.2
5 years	49.3	48.9	30.4
Since inception*	75.7	307.2	171.2

Discrete year performance (Calendar year) % change	A1 (Div)	A2 (Acc)	Index
2011	-3.7	-3.7	-4.1
2010	13.3	13.3	11.7
2009	60.7	60.3	58.7
2008	-42.2	-42.2	-44.5
2007	22.6	22.6	13.9

\*The A1 (Div) share class was launched on 3 January 2005.

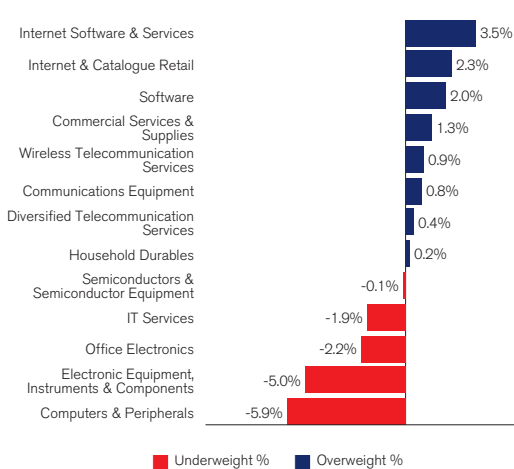
## Top 10 holdings

Company	(%)
Apple	9.6
Microsoft	6.4
Google	6.0
IBM	5.3
Samsung Electronics	4.6
Intel	4.2
Cisco Systems	4.1
Qualcomm	3.7
Oracle	2.9
EMC Corporation	2.8

## Top 10 countries

Country	(%)
United States	78.5
South Korea	4.6
Germany	3.7
Taiwan	3.7
United Kingdom	2.2
Netherlands	1.1
Japan	1.0
Sweden	0.6
France	0.3
Other	0.5
<b>Cash</b>	<b>3.8</b>

## (%) Sector breakdown relative to benchmark



## Important Information

• The information contained in this document has not been reviewed by the SFC. Investors should read the prospectus/offering document before deciding whether to invest in the units of the Fund, a copy of which may be obtained from the Hong Kong representative's office (RBC Dexia Trust Services Hong Kong Limited, Tel: +852 2978 5793) and the participating distributors' offices.

• The value of the units and the income from the Fund may fall as well as rise. Past performance or any forecast made is not necessarily indicative to the future or likely performance of the Fund. Investments in and the rate of return for the Fund are not obligations of, deposits in, guaranteed or insured by Henderson Global Investors or any of its affiliates or appointed distributors.

• The information is strictly for information purposes only and should not be construed as an offer or solicitation to deal in the Fund. No representation or warranty, express or implied, is made or given by or on behalf of Henderson Global Investors or its employees as to the accuracy, validity or completeness of the information or opinions contained in this document. Unless otherwise stated, the source of information is from Henderson Global Investors.

Date of issue: April 2012

Issued by Henderson Global Investors (Hong Kong) Limited, Tel: +852 2905 5188



**Henderson**  
GLOBAL INVESTORS