

## Emerging Market Re-coupling?

Edition 9 - 30 May 2008

The growth slowdown may be broadening out to emerging economies (EM). Future trends in individual countries' leading indicators, metals prices and capital-producing countries' exports to EM should be monitored to determine whether an EM slowdown is, in fact, underway. If there is a slowdown underway, there are important implications for global asset markets.

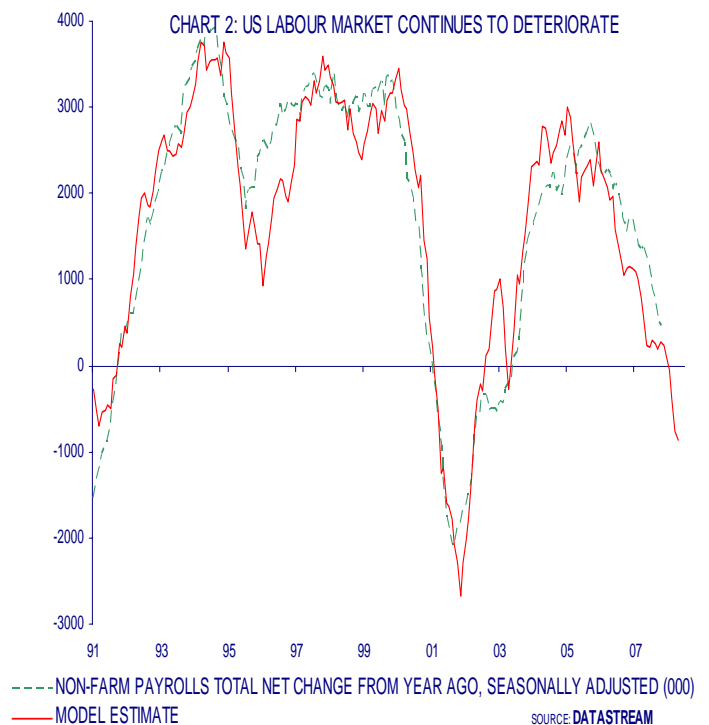
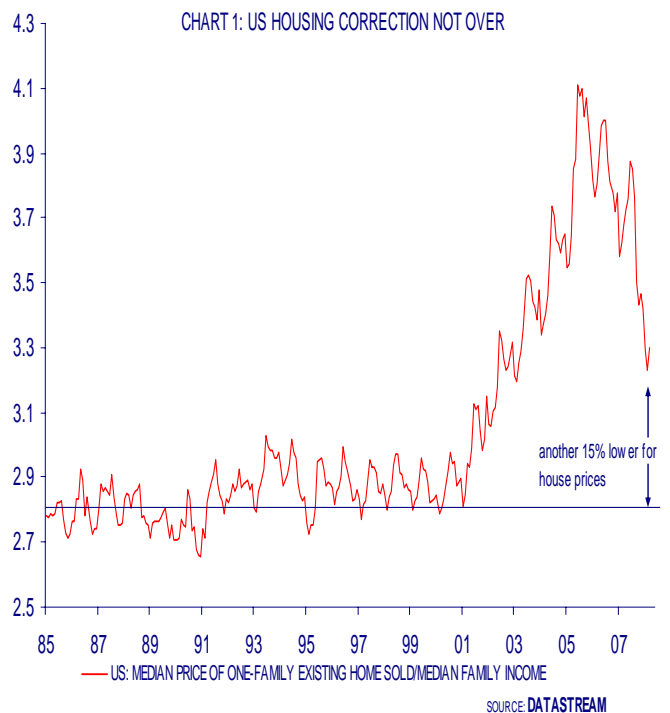
### Global demand continues to downshift...

The G7 slowdown, led by the US, continues to progress. Despite a substantial easing in monetary policy and a fiscal package which should give a boost to Q2 GDP, it is too early to signal the 'all-clear' on US growth. Residential real estate continues to correct, and the labour market is in the process of adjusting lower taking consumer income and spending with it (Charts 1, 2 & 3). European and UK growth are also set to slow further (Charts 4 & 5) and Japan's economy looks likely to continue to disappoint (Chart 6).

Emerging market demand has remained resilient throughout the growing slowdown in the developed world thanks to a multi-year investment boom and strong consumption growth (Chart 7). However, there are budding signs that this source of demand may too be slowing.

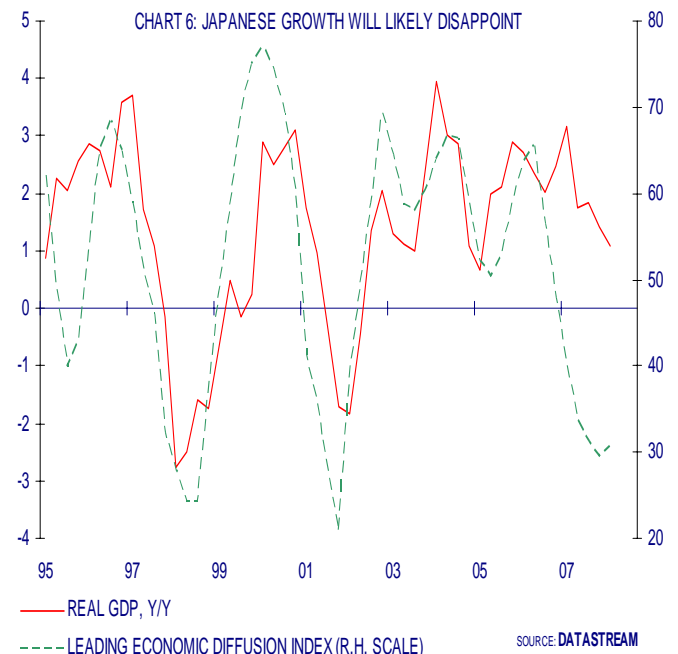
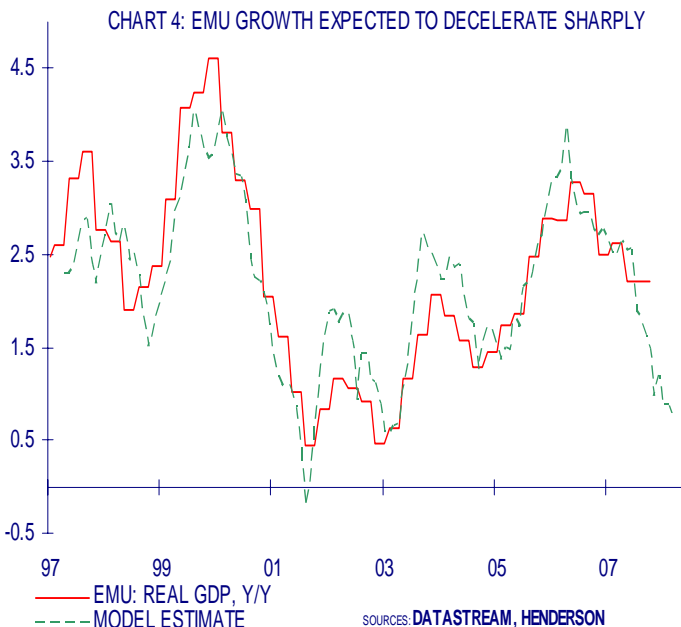
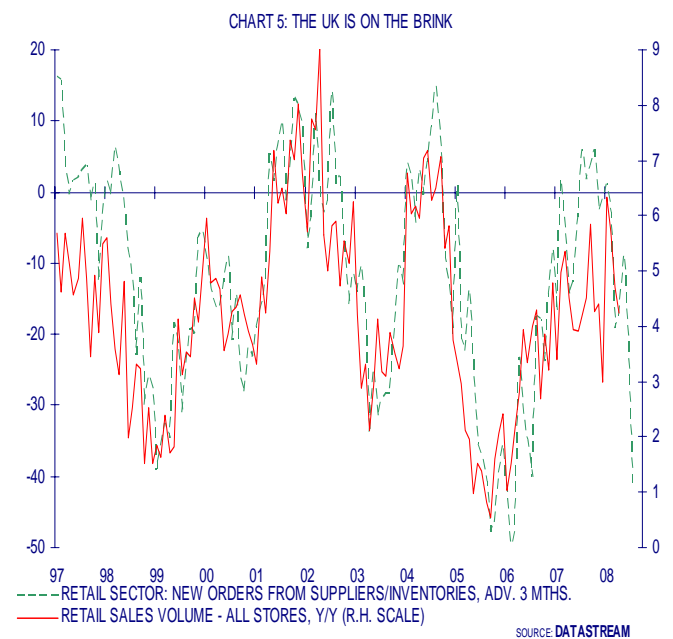
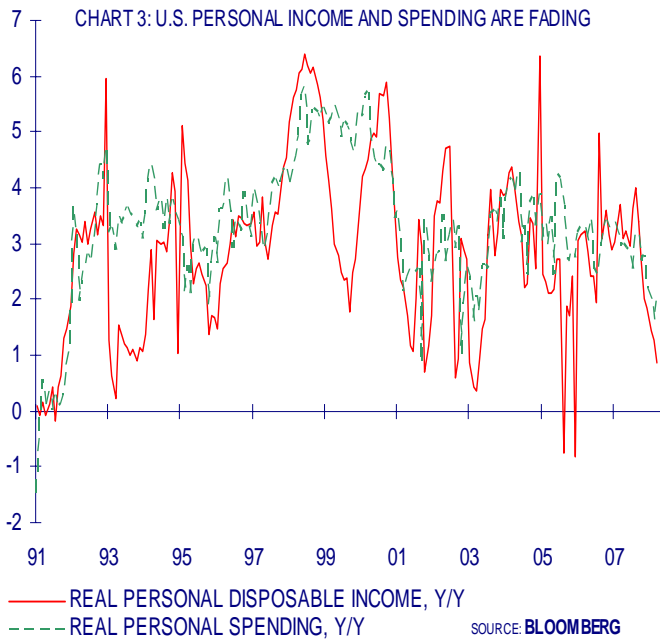
### ...and the slowdown may be set to accelerate.

There has been a growing amount of survey data in emerging economies that has come in weaker in the very recent past. That's not to say that there is a wholesale slowdown underway but it has become increasingly difficult to reconcile trends in surveys and in some commodities markets with real economic data. The German IFO institute's World Economic

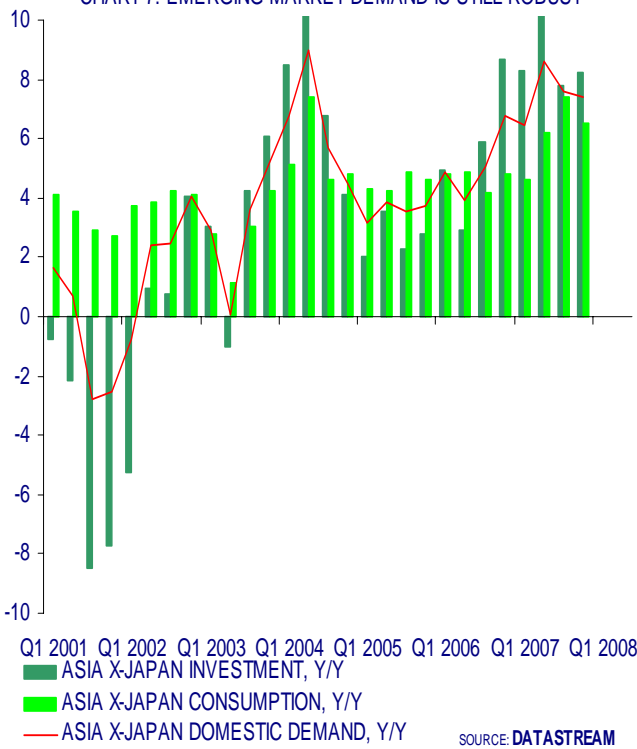


Survey data has traditionally given a good leading indication of the future direction of global economic activity (Chart 8). This same survey data is now pointing to a sharp deceleration in emerging market domestic demand (Charts 9-12). In addition to this, base metals prices have not hit new highs and inventories are in the midst of their first sustained rise since 2001-02, the last economic slowdown and period that coincided with a metals correction (Chart 13). This trend is important to watch, as a sustained

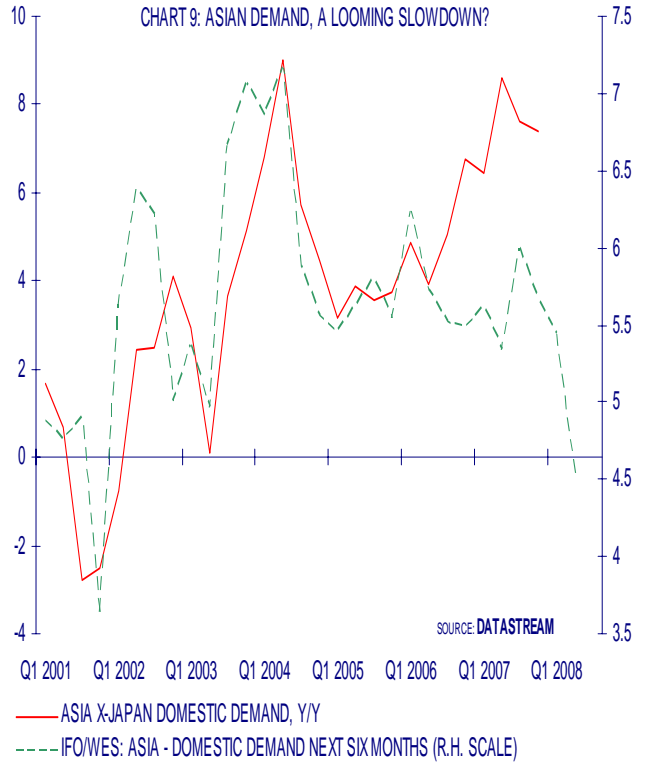
correction in metals prices would be a strong indication that underlying demand has weakened. Finally, Germany and Japan, two major capital goods exporters which have benefited from the emerging market investment boom have seen export growth slow sharply, especially to Asia, whilst Korea's trade balance has also deteriorated. Taken together, these signals all point to a cyclical slowdown in emerging market demand and it will be key to observe their sustainability.



**CHART 7: EMERGING MARKET DEMAND IS STILL ROBUST**



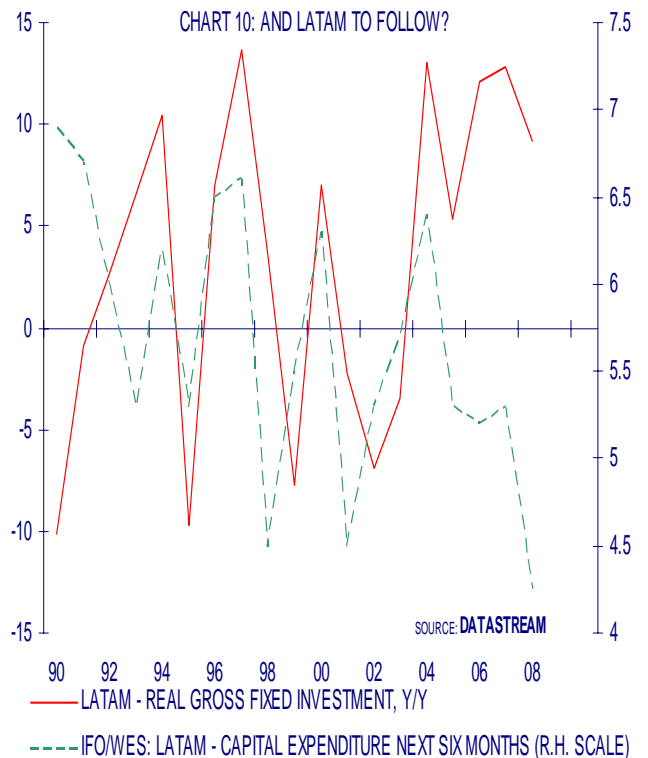
**CHART 9: ASIAN DEMAND, A LOOMING SLOWDOWN?**



**CHART 8: IFO/WES: GOOD INDICATOR OF FUTURE GLOBAL GROWTH**



**CHART 10: AND LATAM TO FOLLOW?**

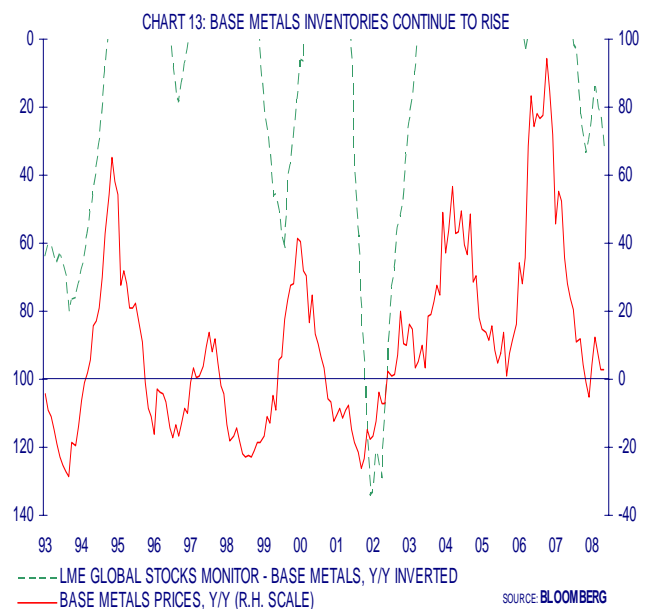
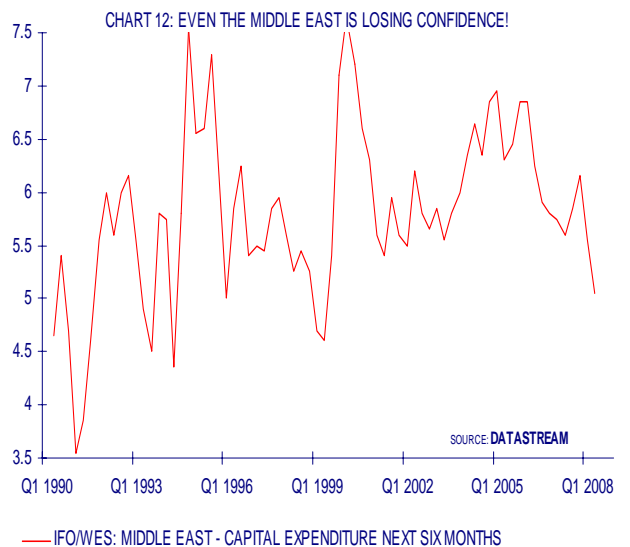
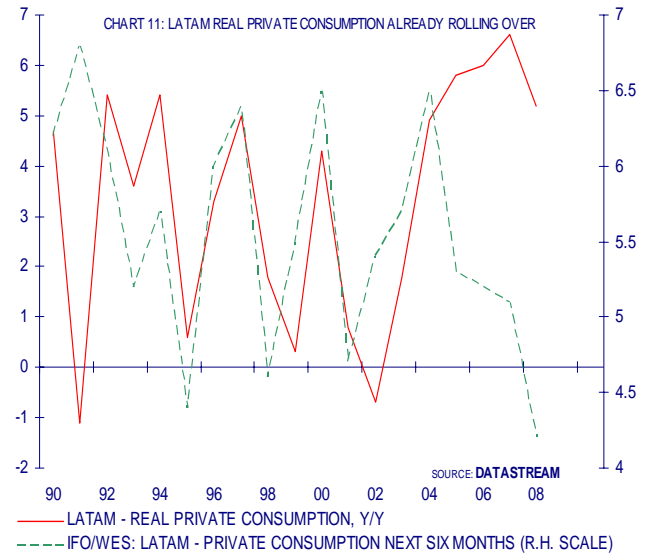


### Conclusions

Probably being in a secular uptrend, emerging market demand appears to be going through the early stages of a cyclical pullback. The key indicators to watch for confirmation of this slowdown are: individual countries' leading survey data, metals prices and import data from major capital goods exporters such as Germany, Japan and Korea. If a slowdown is, in fact, underway there are some important implications for global markets:

- The price of crude oil will probably correct as EM demand slows.
- Industrial metals prices are also likely to continue to correct.
- Global inflation should fall back to target as Asian economies push productivity higher and drive down Unit Labour Costs (ULC) which will put downward pressure on global ULC's. (Note: US ULC growth has already fallen sharply.)
- There may also be a cyclical pullback in demand for meat in emerging economies as per-capita income growth slows. This would add to an already robust supply response in agriculture potentially leading to sharp falls in global food prices. (Note: we already expect an easing in agricultural price inflation due to the boost in agricultural production in 2007 and so far this year.)
- EM bourses with heavy weightings in commodities and other commodity-heavy equity markets may underperform as demand for commodities becomes less inelastic and the strong pricing power commodity producers have enjoyed begins to erode.

**Adrian Pankiw**  
**Economic Analyst**  
**Henderson Global Investors**



### Important Information

This document has been produced based on Henderson Global Investors' research and analysis and represents our house view. This document may not be reproduced in any form without the express permission of Henderson Global Investors and to the extent that it is passed on care must be taken to ensure that this reproduction is in a form which accurately reflects the information presented here.

The contents in this document are for information, illustration or discussion purposes only and should not be construed as a recommendation to buy or sell any investment product and do not purport to represent or warrant the outcome of any investment strategy, program or product. The contents of this document are without consideration to the specific investment objective, financial situation and particular needs of any specific person. Reference to individual companies or any securities or funds is purely for the purpose of illustration only and should not be construed as a recommendation to buy or sell or advice in relation to investment, legal or tax matters.

Past performance of any fund, a security, an investment or manager and any forecast made are not necessarily indicative of the future performance of the fund, the security, investment or manager.

Whilst Henderson Global Investors believe that the information is correct at the date of production, no warranty or representation is given to this effect and no responsibility can be accepted by Henderson Global Investors (Singapore) Limited or by any of its directors to anyone for any action taken on the basis of the information. No reliance may be placed for any purpose on the information and opinions contained in this document or their accuracy or completeness. Unless otherwise stated, the source is from Henderson Global Investors. Charts' source: Datastream as at 27 May 2008.

**This document is not an advertisement and does not constitute or form part of any offer or solicitation to issue, sell, subscribe or purchase any investment, nor shall it or the fact of its distribution form the basis of, or be relied on in connection with, any contract for the same.**

Henderson Global Investors (Singapore) Limited Company Registration No. 199700782N

Date of issue: 30 May 2008